

# SPIDER 33.15














33.15 is standard diesel/electric; Spider 33.15 ED is the hybrid version of Spider 33.15.

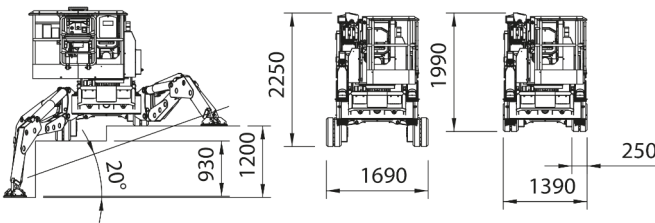
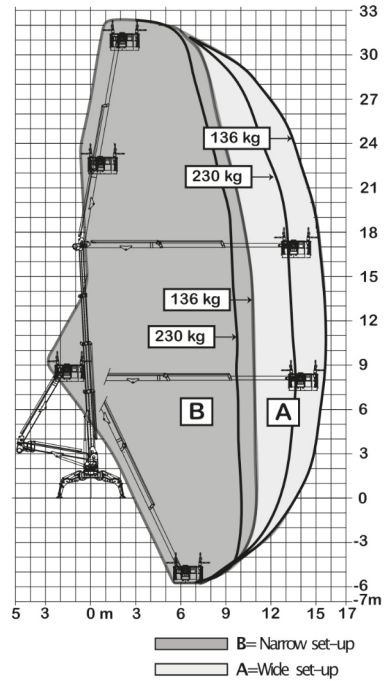
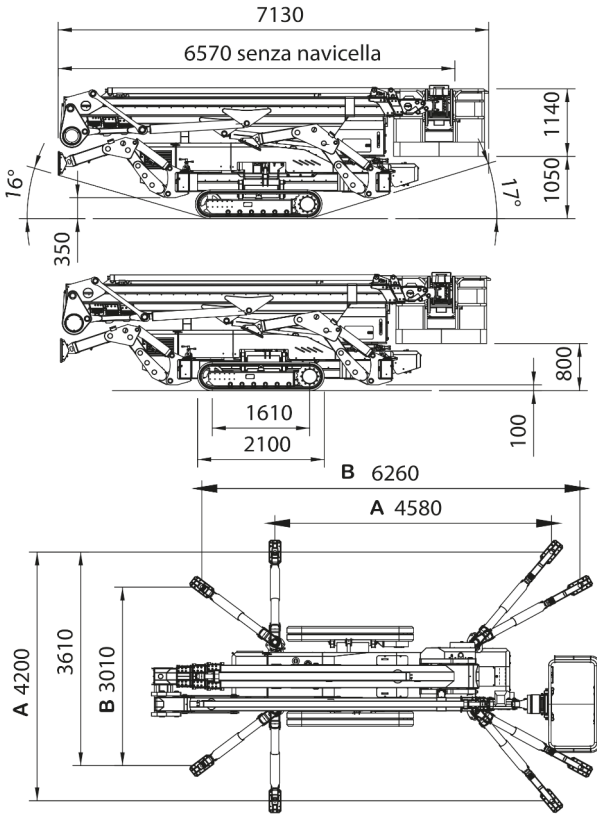
- Articulated with telescopic booms with the best up and over height. The working envelope makes it a unique performer.
- Extra compact design to increase the mobility in confined spaces. Minimum width with basket rotated in its folded position.
- Expandable undercarriage using the exclusive Platform Basket design, enabling a better spider mobility when wide and reduced machine height when narrow.



## SPIDER 33.15

	32.40m		≥ 1.39m
	30.40m		7.13m
	15.60m		1.39m
	400°		17°
	1.63 x 0.87		≥ 6800kg
	300kg		

# SPIDER 33.15



All measurements and weights are approximate and refer to the standard basic execution. \*Outreach and height max values and repeatability can change within  $\pm 3\%$  due to manufacturing variation and working condition.